



Epoxy BS 2000 New

Pigmented, water-based primer

Colour	Availability				
	Quantity per pallet	200			
	Packaging unit	1 kg	5 kg	10 kg	25 kg
	Type of container	Tin bucket	Tin bucket	Tin bucket	Tin bucket
	Container code	01	06	11	26
	Art. no.				
pebble grey	6001	■	■	■	■
silver grey	6002	■	■	■	■
light grey	6005	■	■	■	■
stone grey	6006	■	■	■	■
basalt grey	6009	■	■	■	■

Application rate See application examples

Range of use

- Primer in Remmers WDD systems
- Bonding layer on old coatings and ceramic coverings
- Primer in DIBt approved systems for common rooms (general building inspectorate approval Z-156.605-1414)

Property profile

- Excellent adhesion on many substrates
- Water vapour diffusion capable
- Contains no plasticisers, nonylphenols or alkylphenols
- Physiologically harmless once fully cured



Characteristic data of the product

■ **On delivery**

Solids content	55 m%
----------------	-------

■ **On delivery**

	Component A	Component B	Mixture
Density (20 °C)	1.45 g/cm ³	1.12 g/cm ³	1.41 g/cm ³
Viscosity (25 °C)	1900 mPa s	230 mPa s	450 mPa s

The values stated represent typical characteristic data of the product and are not to be understood as binding product specifications.

Certificates

➤ [AbZ-156.605-1414 DIBt WDD \(Neu\) \(2014-2019\)](#),



- Brandprüfung (Klassifizierung) TFI SL Colorid WDD (2015),
- Brandprüfung (Klassifizierung) TFI SL Floor WDD Flake (2015),
- Ü-Zertifikat TFI WDD (Neu) (2014-2019)

- Possible system products
- Epoxy BS 4000 (6320)
 - Epoxy BS 3000 M New (6370)
 - Epoxy BS 3000 SG New (6380)

Preparation

■ **Substrate requirements**

The substrate must be firm, dimensionally stable, capable of bearing loads and free of loose constituents, dust, oil, grease, rubber marks and other substances that could interfere with adhesion.

The tensile strength of the surface of the substrate must be at least 1.5 N/mm² on average (smallest individual value of at least 1.0 N/mm²), and the compressive strength must be at least 25 N/mm².

Substrates must have reached their moisture balance and must also be protected against moisture penetration from the reverse side, including during utilisation.

Concrete	max. 6 m% humidity
Cement screed	max. 6 m% humidity
Anhydrite screed	max. 0.3% by mass
Magnesite screed	2-4% by mass

In the case of anhydrite and magnesite screeds, moisture cannot be permitted to penetrate from building elements or the ground.

As a general principle, systems which permit the diffusion of water vapour are recommended for use with anhydrite and magnesite screeds.

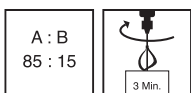
The suitability of the coating on ceramic coverings, old coatings, levelling compounds and interior mastic asphalts (AS-IC 10) must be checked beforehand, if needed trial surfaces must be set up.

■ **Substrate preparation**

Prepare the substrate by suitable means, e.g. steel shot blasting, so that it meets the specifications listed above.

Broken out or missing areas in the substrate should be filled flush with the surface using Remmers PCC systems or Remmers EP mortars.

Production of the mixture



■ **Combi-container**

Add the entire quantity of the hardener (component B) to the basic compound (component A).

Mix thoroughly with a slow-speed electric mixer (approx. 300 - 400 rpm).

Pour the mixture into a separate container and mix again thoroughly.

Mix for at least 3 minutes.

Insufficient mixing is indicated by streaks forming.

On highly absorbent substrates the product can be diluted with water up to 10 % by mass.


Mixing ratio (A : B)	85 : 15 parts per weight
-----------------------------	--------------------------

As soon as the mixture is ready to use, apply it in full to the prepared surface and spread it using suitable tools.



Directions

For professional users only!



■ Conditions for use

Temperature of material, surroundings and substrate: min. +8 °C - max. +30 °C.

During the curing process, the applied material should be protected from moisture which could impair the surface and impair the adhesion.

Relative humidity should not exceed 80%.

The temperature of the substrate must be at least 3 °C above the dew point temperature during application and curing.

Good ventilation must be ensured so that water can be released into the air.

■ Working time (+20 °C)

Max. 60 minutes

■ Waiting time (+20 °C)

Waiting times between working operations should be at least 12 hours and max. 48 hours.

In the case of longer waiting times, sand the surface treated in the previous working operation and apply primer again.

■ Drying time (+20 °C)

Foot traffic after 1 day, mechanical loads after 3 days and full loading capacity after 7 days.

The times given are reduced at higher temperatures and increased at lower temperatures, in particular in combination with high humidity.

Application examples

■ Priming

The mixed resin is generously applied to the surface. Distribute with a suitable tool, e.g. rubber blade, and work into the substrate with an epoxy roller so that pores in the surface of the substrate are completely filled.

It may be necessary to apply several layers.

Application rate	Approx. 0.15 - 0.25 kg/m ² of binder (depending on the substrate)
------------------	--

Notes

Unless otherwise specified, all of the values and application rates given above have been determined under laboratory conditions (20 °C) using standard colours. Slight deviations from these values may arise if the product is worked with on site.

Primers must always be applied so that all pores are filled; it may therefore be necessary to increase the application rate or to apply a second coat.

Wetting problems are possible on non-absorbent or slightly hydrophobic substrates. In this case, the priming must be repeated a second time.

The end of the pot life cannot be recognised by increased viscosity or temperature, thus the max. working time must be strictly observed.

Abrasive mechanical loads leave traces of wear.

Epoxy resins are generally not colourfast when exposed to UV light or weather.

Further notes on working, system construction and maintenance of the listed products can be found in the latest Technical Data Sheets and the Remmers system recommendations.

For the installation of systems that are subject to approval, the directions contained in the relevant approval must be observed.



Tools / Cleaning

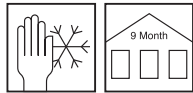
Brush, rubber squeegee, epoxy roller, mixing equipment



More detailed information can be found in the Remmers Tool Programme.
Clean tools, equipment and any splashed material immediately with water while still fresh.
Take suitable protective and waste disposal measures when cleaning.

Storage / Shelf life

If stored unopened in its original container in a cool, dry place and protected against frost, the product will keep for at least 9 months.



Safety data / Regulations

For professional users only!

For further information on the safety aspects of transporting, storing and handling the product and on disposal and environmental matters, please see the current Safety Data Sheet and the brochure entitled "Epoxy Resins in the Construction Industry and the Environment", issued by Deutsche Bauchemie e.V. (2nd edition 2009).

Personal protective equipment

This information can be obtained from the current Safety Data Sheets and/or the relevant professional associations.

GISCODE

RE 2

VOC content as per the "Decopaint" Directive (2004/42/EC)

EU limit value for the product (cat. A/j): 140 g/l (2010)
This product contains < 140 g/l VOC.

CE marking



Remmers GmbH

Bernhard-Remmers-Str. 13, D – 49624 Lönningen

07

GBIII 008_5

EN 13813:2002

6001

Synthetic resin screed / synthetic resin coating for use indoors

Reaction to fire:	E _{fl}
Release of corrosive substances:	SR
Verschleißwiderstand:	≤ AR 1
Wear resistance:	≥ B 1,5
Impact resistance:	≥ IR 4



Please note that the data and information given above have been calculated as guidelines in the laboratory and from real-life experience and are therefore not binding as a basic principle.

This information is therefore of a general nature only and describes our products and how they are used and worked with. In this respect, it must be borne in mind that the varied and diverse nature of the

prevailing working conditions, materials used and construction sites encountered means that not every individual case can be covered. In this respect, we therefore recommend either conducting tests or liaising with us in the event of any doubt. Unless we have provided express written assurance of the products' specific suitability or characteristics in respect of a contractually stipulated intended use, any technical application-related advice or instruction will never

be binding, even though it is provided to the best of our knowledge. In all other respects, our general terms and conditions of sale and delivery shall apply.

When a new version of this Technical Data Sheet is published, it shall replace the previous version.